



LED Lighting Products Listings - Outdoor

BL-12 RFP - \$198.33 - LED *Bollard* Light Retrofit Package Equivalent to a 150-watt High Pressure Sodium or Metal Halide Fixture.

Operating wattage - 12W

- This product may be used in applications that require **100-175W** illumination.
- 100K hour rated life with instant on.
- Multi-Volt 100v-277v
- ROHS compliant
- **LM-79-2008 tested.**



Designed to retrofit most any bollard currently using a **70W- 175W** High Pressure Sodium or Metal Halide bulb. We also have a “Security” minded package that includes battery backup for those occasions when power goes out, your Bollard lights will remain on. The **BL-12 RFP** can be used in Can Lighting, Track Lighting and other applications where medium socket lamps are used.



HC-11 FLM - \$219.33 LED *Floodlight* Bronze Fixture 9” Equivalent to a 175-watt High Pressure Sodium or Metal Halide Fixture.

Operating Wattage - 11.7W

- This product may be used in applications that require **150-200W** illumination.
- 100K hour rated life with instant on.
- Multi-Volt 100V-277V
- RoHS compliant.
- **LM-79-2008 tested.**



Great for multiple lighting applications: Integrated LED system for optimum lifetime performance of 10+ years. **Ideal for Parking Garages, Warehouses, apartments or anywhere you need light for an existing area.**



HC-11 SLM - \$239.33 - LED *Spotlight* Bronze Fixture 9" Equivalent to a 175-watt High Pressure Sodium or Metal Halide Fixture.

Operating Wattage - 11.7W

- This product may be used in applications that require **150-200W** illumination.
- 100K hour rated life with instant on.
- Multi-Volt 100V-277V
- RoHS compliant
- LM-79-2008 tested.



Great for multiple lighting applications: Integrated LED System for optimum lifetime performance of 10+ years. **Ideal for Landscapes, Façade lighting, Billboards and Signage.**



HC-22 RFP - \$405.00 - LED *Retro Fit* for Street/Parking/Pole lighting. Equivalent to a **350-watt** High Pressure Sodium or Metal Halide Fixture. *Ideally suited for 20' pole.*

Operating wattage - 22W

- This product may be used in applications that require **250-400W** illumination.
- 100K hour rated life with instant on.

- Multi-Volt 100V-277V
- RoHS compliant.
- LM-79-2008 tested.





For applications using very high wattage along with 20th Century technology that requires constant maintenance. Metal halide, High Pressure Sodium, Low Pressure Sodium are among some of the most common older technologies that can benefit from an LED retrofit. **Great for Existing Street/Parking/Pole lighting fixtures**



HC-22-3 RFP - \$495.00 - **LED Retro Fit** for Street/Parking/Pole lighting. Equivalent to a **500-watt** High Pressure Sodium or Metal Halide Fixture. *Ideally suited for 25'-30' pole.*

Operating Voltage -38W

- This product may be used in applications that require **400- 500W** illumination.
- 100K hour rated life with instant on.
- Multi-Volt 100V- 277V
- RoHS compliant.
- LM-79-2008 tested.



For applications using very high wattage along with 20th Century technology that requires constant maintenance. Metal halide, High Pressure Sodium, Low Pressure Sodium are among some of the most common older technologies

that can benefit from an LED retrofit. **Great for Existing Street/Parking/ Pole lighting fixtures. Fits most commercial shoebox fixtures.**



HC-22 WPM - \$445.00 - **LED Wall Pack** Bronze Fixture 14". Equivalent to a **350- watt** High Pressure Sodium or Metal Halide Fixture.

Operating wattage - 22W

- This product may be used in applications that require **250-400W** illumination
- 100K hour rated life with instant on.
- Multi-Volt 100V-277V
- RoHS compliant
- **LM-79- 2008 tested.**



Great for multiple lighting applications:
Integrated LED system for optimum lifetime performance of 10+ years. **Ideal for any Commercial applications at 15'-25' from ground level.**



HC-22 WPDSM - \$507.39 -LED *Dark Sky Wall Pack* Bronze Fixture 14".
Equivalent to a 350-watt High Pressure Sodium or Metal Halide Fixture.

Operating wattage - 22W

- This product may be used in applications that require **250-400W** illumination
- 100K hour rated life with instant on.
- Multi-Volt 100V-277V
- RoHS compliant
- **LM- 79-2008 tested.**



Great for multiple lighting applications:
Integrated LED system for optimum lifetime performance of 10+ years. **Ideal for any Commercial applications at 15'-25' high.**



HC-22-3 FLM - \$520.00 - LED Floodlight Bronze Fixture 12". Equivalent to a 500-watt High Pressure Sodium or Metal Halide Fixture.

Operating wattage - 38.7W

- This product may be used in applications that require **400-500W** illumination
- 100K hour rated life with instant on.
- Multi-Volt 100V-277V
- RoHS compliant
- LM-79- 2008 tested.



Great for multiple lighting applications: Integrated LED system for optimum lifetime performance of 10+ years. Ideal for any commercial application as a ground flood for up lighting buildings or landscaping and can be used for area lighting at 25'-30' maximum.



Sports Stadium/Arena Indoor & Outdoor LED Lighting 750, 1000, 1500, 2000-watt Equivalent - High Quality Lighting **Low Power Consumption** (10% or less of rated wattage equivalent i.e. (2000W = 200W or less **Power Consumption**) Low Heat for longer life (100,000 hours)

Call for application Quote




HC-100-RFP - \$985.00 - LED Retro Fit for Sports Stadium/Arena (indoor/outdoor) Street/Parking/Pole lighting. Equivalent to a 1000-watt High Pressure Sodium or Metal Halide Fixture. *Ideally suited for 30'-38' poles. Fits most commercial shoebox fixtures.*

Operating wattage - 90W

- This product may be used in applications that require **1000W** illumination
- 100K hour rated life with instant on.
- Multi-Volt 100V- 277V

- RoHS compliant.
- LM-79-2008 tested.



LED Lighting Products Listing - Indoor

HC-65-mini - \$407.00 - LED Medium-high bay *(recommended use - 14'-20' ceiling height interior warehouse/manufacturing)*

Wattage - 34W

- This product is used in applications to replace T-5 & T-8 fixture.
- 100K hour rated life with instant on.
- Multi-Volt 100v-277v
- ROHS compliant
- LM-79-2008 tested.

COVERAGE AREA SUPERIOR TO FLORESCENTS Equivalent to 4 Bulb T-8



HC-25-LB - LED Low Bay/residential applications Equivalent to a 2 bulb T-8 *(recommended use - 8'- 12') ceiling height. Interior small fabrication shop/low ceiling awning areas residential vaulted ceiling/walkways.*

Consumption Wattage - 25W

- This product may be used in applications replacing 2 bulb T-8's.
- 100K hour rated life with instant on.
- Multi-Volt 100v-277v
- ROHS compliant
- LM-79-2008 tested.

12VDC Model \$167.00



100/277VAC model \$237.0



TL-12-Can/Track Lamp-198.33 - LED *retail/residential*. Equivalent to 100-watt Metal Halide. 12VDC Model **available** (for use in straight DC wired multiple placement using a driver/PS control cabinet)

Consumption Wattage -12W

- This product may be used in applications that require 100W illumination.
- 100K hour rated life with instant on.
- Multi-Volt 100v-277v
- ROHS compliant
- LM-79-2008 tested.



HC-9-Universal - \$38.50 - LED *Low Bay/residential Can* light/awning/stairwell, etc. Equivalent to **150W** Metal Halide. **12VDC Model** **available* (for use in straight DC wired multiple placement using a driver/PS control cabinet)*

100/277VAC Model - \$137.00 (RETROFIT KIT)

Consumption Wattage -14W

- This product may be used in applications that require **100W** illumination.
- 100K hour rated life with instant on.
- Multi-Volt 100v-277v
- ROHS compliant
- **LM-79-2008 tested.**



HC-9-SL/VT- LED - \$79.00 Stair Light (Vertical Tread Mount)-Dimmable available in White/Black/Grey/Beige **75-watt** Equivalent. **12VDC Model** **available* (for use in straight DC wired multiple placement using a driver/PS control cabinet)*

Consumption Wattage-9W

- This product may be used in applications that require **75W** illumination.
- 100K hour rated life with instant on.
- Multi-Volt 100v-277v
- ROHS compliant
- **LM-79-2008 tested.**



Manufacturer's Warranty 7-years depending on application
(extended warranties available)

